

Fund Objective

SICO Kingdom Equity Fund is an open-ended public investment fund that aims to achieve long-term capital appreciation by investing in shares listed in the main Saudi stock market and the parallel market, Nomu.

Fund Facts

Fund start date	1-Jan-2024
Unit price upon offering	SAR 10.00
Fund size	10,116,479
Fund type	Open Ended Shariah Compliant Equity
Currency	Saudi Riyal
Risk Level	High Risk
Benchmark	S&P Saudi Arabia Domestic Total Return
Number of distributions	None
Percentage of fees for the management of the invested funds	0.75% per annum of Net Assets
Investment advisor and fund sub-manager	N/A
Number of days of the weighted average	N/A

Price Information

Unit Price (SAR)	10.1165
Change in unit price (compared to previous quarter)*	-2.41%
Dual unit price for money market funds, and debt instruments funds with fixed income	N/A
Total units of the fund	1,000,000
Total net assets	10,116,479
P/E ratio	19.94

* as of 27 June 2024 which is the last available NAV for the month

Fund Information

Total expense ratio to net average assets (%)	0.5%
Borrowing percentage to net assets value (%)	N/A
Dealing expenses	22,483
Percentage of dealing expenses to net average assets (%)	0.1%
Amount of fund manager's investments to net asset value	Nil
Percentage of fund manager's investments to net asset value (%)	Nil
Distributed profits	N/A
Percentage of Distributed profits	N/A

Details of the fund's ownership investments

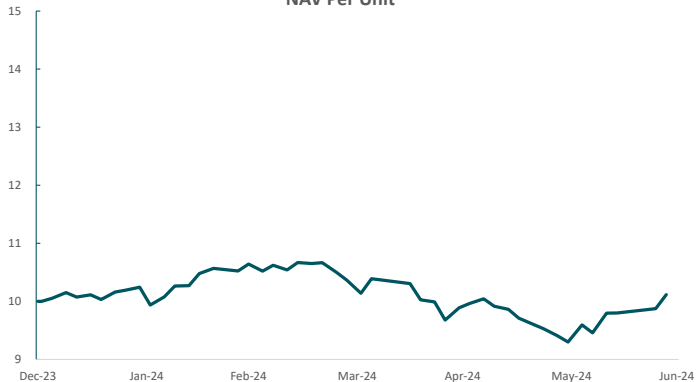
Full ownership	100%
Usufruct right	N/A

Contact Information

Phone Number	8001010008 (inside KSA) +966 11 521 3835 (Outside KSA)
Website	www.sicocapital.com
Email	amd@sicocapital.com

Unit Price Performance (SAR)

NAV Per Unit



Revenue

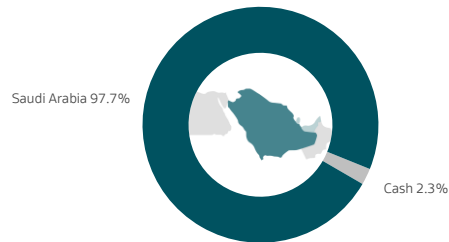
	3 Months	YTD	1 Year	3 Years	5 Years
Fund Performance	-2.4%	1.2%	n/a	n/a	n/a
Benchmark Performance	-6.1%	-0.9%	n/a	n/a	n/a
Performance Difference	3.7%	2.1%	n/a	n/a	n/a

Performance and Risks

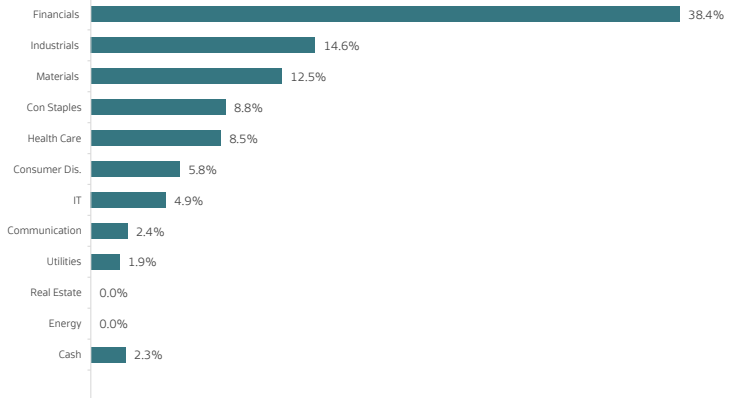
Performance and Risks Standards	3 Months	YTD	1 Year	3 Years	5 Years
Standard Deviation	18.8%	15.5%	n/a	n/a	n/a
Sharp Ratio	-0.7	0.0	n/a	n/a	n/a
Tracking Error	9.7%	7.4%	n/a	n/a	n/a
Beta	0.97	0.94	n/a	n/a	n/a
Alpha	12.1%	3.9%	n/a	n/a	n/a
Information Index	1.33	0.57	n/a	n/a	n/a

Performance & risk standards are annualized
Risk free rate is average 3M SAIBOR since 2019

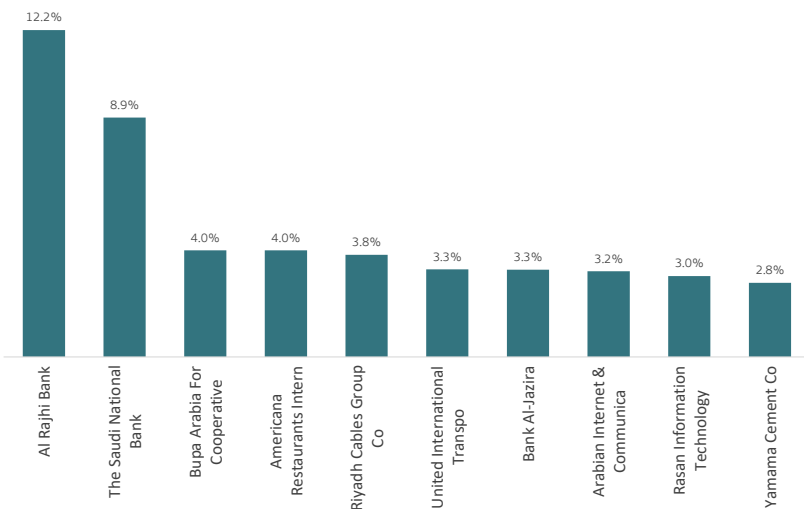
Geographical Allocation



Sector Allocation



Top 10 Holdings



SICO Capital does not guarantee the performance of any investment. The Past performance is not necessarily a guide to future performance. The price & value of or income from your investment is variable and may increase or decrease and the investor may get back less than invested. The fund invests in securities as per the Terms & Conditions of the Fund and therefore is exposed to various types of risk which the investor should read and be aware of. The fund manager has no obligation to redeem units at the offer value; and that the value of units and the income from them can go down as well as up. The investment may not be suitable for all types of investors. SICO Capital recommends to all investors that they should seek advice from their investment adviser. Participating in an investment carries an inherent risk of loss. Investments are subject to investment risks; please refer to the terms and conditions for more details about the related risks. To obtain a copy of the Fund Terms and Conditions and financial statements, please visit our website on www.sicocapital.com or call 8001010008 or visit our offices as per the address below. SICO Capital or its affiliates may invest into the fund or its related securities. SICO Capital also carries on other independent securities business such as Corporate Finance, Investment Banking & Brokerage and that it or its affiliates may be providing or may have provided in the past 12 months, other securities business services to the issuers of securities, in which the Fund may invest from time to time.