

SICO Kingdom Equity Fund - Class B

Fund Objective

SICO Kingdom Equity Fund is an open-ended public fund that aims to achieve long-term capital appreciation by investing in shares listed in the main Saudi stock market and the parallel market, Nomu.

Fund Information

Fund start date	1-Jan-2024
Unit price upon offering	SAR 10.00
Size of the fund	SAR 7,445,942
Type of fund	Open Ended Fund
Currency of the fund	Saudi Riyal
Level of risk	High Risk
Benchmark	S&P Saudi Arabia Domestic Total Return
Number of distributions	N/A
Management Fees	1.00% per annum of Net Assets
Percentage of fees for the management of the invested funds	N/A
Investment Advisor	SICO Bank
Fund sub-manager	N/A
The number of days of the weighted average	N/A

Price Information as at the end of the relevant quarter 31/03/2026

Unit Price as at the end of the relevant quarter	SAR 10.86
Change in unit price (compared to the previous quarter)	4.99%
Dual unit price for money market funds, and debt instruments funds with fixed income	N/A
Total units of the fund	685,554
Total net assets	SAR 7,445,942
P/E ratio	17.56

Fund Information as at the end of the relevant quarter 31/03/2026

Total expense ratio from the average of the net asset of the fund (TER)	Nil
Percentage of Total expense ratio from the average of the net asset of the fund (TER)	0.40%
Borrowing from the total asset value of the fund	Nil
Borrowing percentage from the total asset value of the fund	Nil
Dealing expenses from the average of the net asset of the fund	SAR 33,894
Percentage of dealing expenses from the average of the net asset of the fund	0.08%
Investment of the fund manager from the net asset of the fund	Nil
Percentage of Investment of the fund manager from the net asset of the fund	Nil
Distributed profits	Nil
Percentage of Distributed profits	Nil

Details of the fund's ownership investments

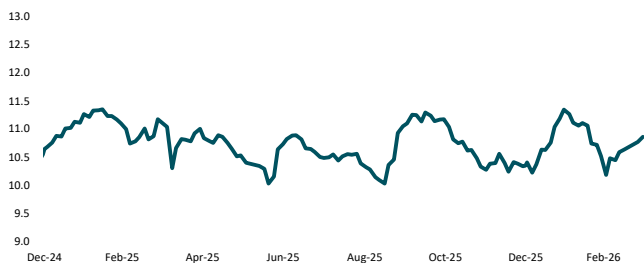
Full ownership	100%
Usufruct right	Nil

Contact Information

Phone Number	8001010008 (inside KSA) +966 11 521 3835 (Outside KSA)
Website	www.sicocapital.com
Email	info@sicocapital.com

Performance of the fund since its beginning

NAV Per Unit



A statement on the fund's dividends distributed to the unitholders as at the end of the relevant quarter 31/03/2026

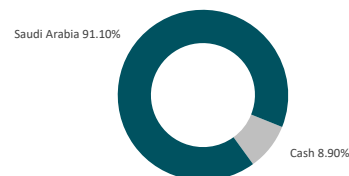
Total dividends distributed	N/A
Number of existing units for which distributions have been made	N/A
The value of the dividends distributed for each unit	N/A
The percentage of distribution from the fund's net asset value	N/A
Eligibility for cash dividends distributed	N/A

Returns	3 Months	YTD	1 Year	3 Years	5 Years
Fund Performance	4.99%	4.99%	-2.76%	n/a	n/a
Benchmark Performance	6.83%	6.83%	-3.21%	n/a	n/a
Performance Difference	-1.84%	-1.84%	0.45%	n/a	n/a

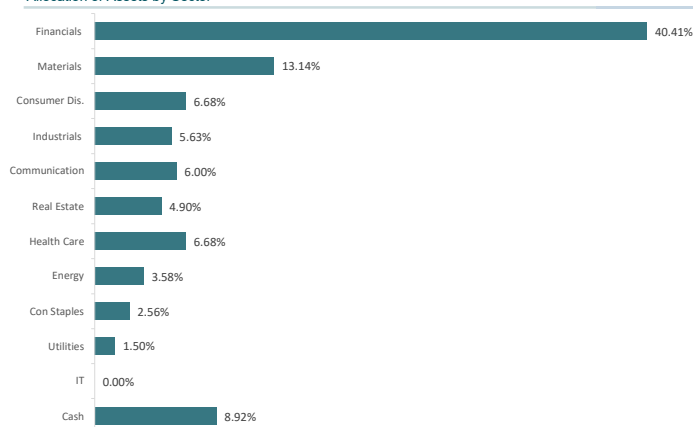
Performance and risks standards	3 Months	YTD	1 Year	3 Years	5 Years
Standard Deviation	1.58%	1.58%	15.51%	n/a	n/a
Sharpe indicator	2.49	2.49	-0.45	n/a	n/a
Tracking Error	3.79%	3.79%	3.89%	n/a	n/a
Beta	1.03	1.03	1.03	n/a	n/a
Alpha	9.87%	9.87%	0.65%	n/a	n/a
Information Index	-0.49	-0.49	0.11	n/a	n/a

Performance & risk measures over one year are annualized
Risk free rate assumed at 3M average of US 10Y Treasury

Geographical Asset Allocation



Allocation of Assets by Sector



Top 10 investments of the fund

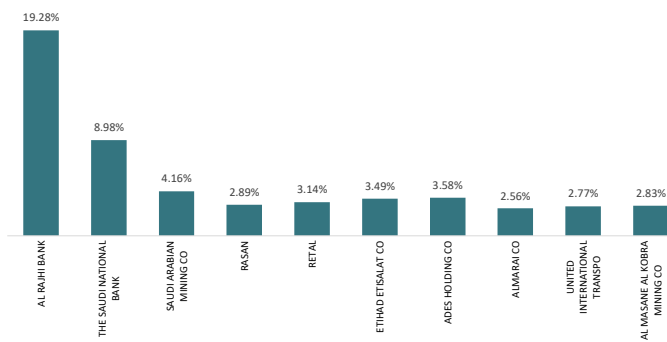


Chart data are based on the beginning of the period

The credit rating of the debt instruments for the top 10 investments of the fund

A statement of the credit rating of the debt instrument	N/A
A statement of the credit rating of the issuer of the debt instrument	N/A
A statement of the name of the credit rating agency issuing the credit rating	N/A
A statement of the date of the credit rating.	N/A
Unrated debt instruments	N/A

SICO Kingdom Equity Fund - Class B

Standard Deviation	Standard deviation is a statistic that measures the dispersion of a dataset relative to its mean. Its formula is calculated as the square root of the variance, which is based on the deviation of each data point from the mean. This is measured over each respective period and annualized based on the number of data points in a year.
Sharpe ratio	The Sharp ratio is the average return earned in excess of the risk-free rate per unit of volatility or total risk. Sharpe Ratio = (funds return - risk free) / Standard deviation
Tracking Error	Tracking error is the divergence between the price behavior of the fund and its benchmark. Tracking error is calculated as a standard deviation of the difference between the fund return and that of the benchmark
Beta	Beta is a measure of the volatility—or systematic risk—of the fund compared to the market. Beta is calculated by a formula: (Covariance of fund returns with that of the benchmark)/(Variance of benchmark returns).
Alpha	Alpha refers to excess returns earned on an investment above the benchmark return. Alpha may be positive or negative and is the result of active investing. Alpha = Funds Return - Benchmark return
Information Ratio	Information Ratio (IR) is a risk-adjusted performance measure that evaluates how well the fund generates returns above a benchmark.

SICO Capital does not guarantee the performance of any investment. The Past performance is not necessarily a guide to future performance. The price & value of or income from your investment is variable and may increase or decrease and the investor may get back less than invested. The fund invests in securities as per the Terms & Conditions of the Fund and therefore is exposed to various types of risk which the investor should read and be aware of. The fund manager has no obligation to redeem units at the offer value; and that the value of units and the income from them can go down as well as up. The investment may not be suitable for all types of investors. SICO Capital recommends to all investors that they should seek advice from their investment adviser. Participating in an investment carries an inherent risk of loss. Investments are subject to investment risks; please refer to the terms and conditions for more details about the related risks. To obtain a copy of the fund Terms and Conditions and financial statements, please visit our website on www.sicocapital.com or call 8001010008 or visit our offices as per the address below. SICO Capital or its affiliates may invest into the fund or its related securities. SICO Capital also carries on other independent securities business such as Corporate Finance, Investment Banking & Brokerage and that it or its affiliates may be providing or may have provided in the past 12 months, other securities business services to the issuers of securities, in which the Fund may invest from time to time.