



SICO MENA Equity Fund - Class A

Quarterly Statement - December 2025

Fund Objective

SICO MENA Equity Fund is an open-ended public fund that aims to achieve long-term capital appreciation by investing in Shariah compliant companies listed in the MENA markets.

Fund information

Fund start date *	21-Apr-2019
Unit price upon offering	SAR 10.00
Size of the fund	SAR 47,478,783.85
Type of fund	Open Ended Shariah Compliant
Currency of the Fund	Saudi Riyal
Level of risk	High Risk
Benchmark **	S&P Pan Arab Shariah Index
Number of distributions (if any)	N/A
Percentage of fees for the management of the invested funds (if any)	N/A
The investment advisor and fund sub-manager (if any)	SICO Bank as an investment advisor
The number of days of the weighted average (if any)	N/A

* The fund has been converted to MENA Fund in February 2025.

** The benchmark for the fund prior to 27 February 2025 was S&P GCC Shariah Total Return

Price Information as at the end of the relevant quarter (December/2025)

Unit Price (as at the end of the relevant quarter)	SAR 21.1749
Change in unit price (compared to previous quarter)	-4.0%
Dual unit price for money market funds, and debt instruments funds with fixed income (if any)	N/A
Total units of the fund	2,242,220
Total net assets	SAR 47,478,783.85
P/E ratio	17.53

Fund Information as at the end of the relevant quarter (December/2025)

Total Expense Ratio (TER) value (if any)	N/A
Percentage of total Expense Ratio (TER) from the average of the net asset of the fund	0.49%
Borrowing amount (if any)	N/A
Borrowing percentage from the total asset value of the fund (if any)	N/A
Dealing expenses from the average of the net asset of the fund	SAR 191,277
Percentage of dealing expenses from the average of the net asset of the fund	0.24%
Investment of the fund manager from the net asset of the fund (if any)	N/A
Percentage of Investment of the fund manager from the net asset of the fund (if any)	N/A
Distributed profits	N/A
Percentage Distributed profits	N/A

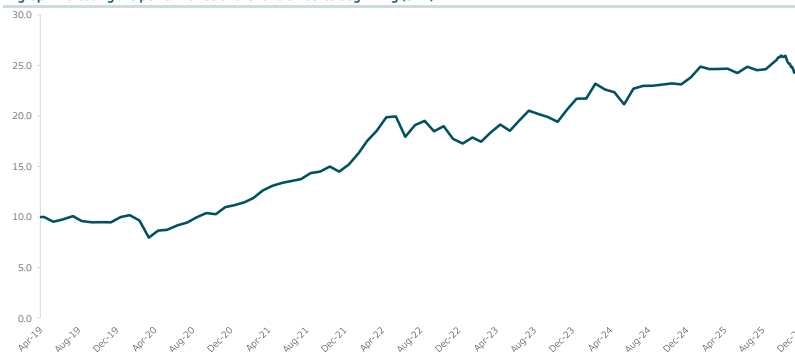
Details of the Fund's Ownership Investments

Full ownership	100%
Usufruct right	N/A

Contact Information

Phone Number	8001010008 (inside KSA) +966 11 521 3835 (Outside KSA)
Website	www.sicocapital.com
Email	info@sicocapital.com

A graph indicating the performance of the fund since its beginning (SAR)



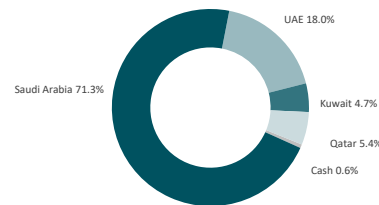
Returns	3 Months	YTD	1 Year	3 Years	5 Years
Fund Performance	-4.0%	2.8%	2.8%	41.6%	118.8%
Benchmark Performance	-6.2%	-3.2%	-3.2%	10.5%	33.9%
Performance Difference	2.2%	5.9%	5.9%	31.1%	84.9%

Performance and Risks	3 Months	YTD	1 Year	3 Years	5 Years
Standard Deviation	14.7%	21.6%	21.6%	13.1%	13.6%
Sharpe indicator	-1.3	-0.1	-0.1	0.6	1.0
Tracking Error	3.9%	6.8%	6.8%	5.8%	7.7%
Beta	1.0	1.1	1.1	1.0	0.9
Alpha	8.0%	6.7%	6.7%	8.9%	11.1%
Information Index	2.0	0.9	0.9	1.5	1.4

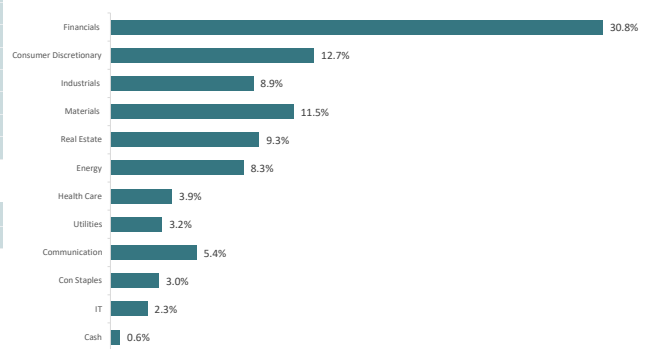
Performance & risk measures over one year are annualized

* Risk free rate assumed at 4% (US 10Y Treasury)

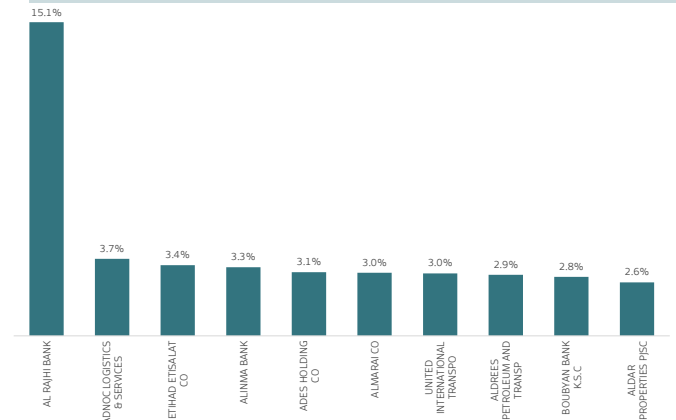
A graph indicating the fund's asset distribution (Geographical Allocation) *



A graph indicating the fund's asset distribution (Sector Allocation) *



A graph indicating the top 10 investments of the fund *



* The Top Holdings, Geographical and Sector Allocations are as of the beginning of the quarter

SICO Capital does not guarantee the performance of any investment. The Past performance is not necessarily a guide to future performance. The price & value of or income from your investment is variable and may increase or decrease and the investor may get back less than invested. The fund invests in securities as per the Terms & Conditions of the Fund and therefore is exposed to various types of risk which the investor should read and be aware of. The fund manager has no obligation to redeem units at the offer value and the value of units and the income from them can go down as well as up. The investment may not be suitable for all types of investors. SICO Capital recommends to all investors that they should seek advice from their investment adviser. Participating in an investment carries an inherent risk of loss. Investments are subject to investment risks please refer to the terms and conditions for more details about the related risks. To obtain a copy of the fund Terms and Conditions and financial statements, please visit our website on www.sicocapital.com or call 8001010008 or visit our offices as per the address below. SICO Capital or its affiliates may invest into the fund or its related securities. SICO Capital also carries on other independent securities business such as Corporate Finance, Investment Banking & Brokerage and that it or its affiliates may be providing or may have provided in the past 12 months, other securities business services to the issuers of securities, in which the Fund may invest from time to time.

SICO Capital Company - Closed Joint Stock Company with a paid up of S.810,000,000 - C.R.1010259328, P.O. Box 64666 Riyadh 13542 - Kingdom of Saudi Arabia - Al Malqa Business Center, 7702 King Fahad Road Al Malqa District, 5th floor - Toll-free Number 8001010008 (inside KSA) +966 11 521 3835 (Outside KSA) - CMA Authorisation No. 08096-37



Table 1

Standard Deviation	Standard deviation is a statistic that measures the dispersion of a dataset relative to its mean. Its formula is calculated as the square root of the variance, which is based on the deviation of each data point from the mean. This is measured over each respective period and annualized based on the number of data points in a year.
Sharpe ratio	The Sharp ratio is the average return earned in excess of the risk-free rate per unit of volatility or total risk. Sharpe Ratio = (funds return - risk free) / Standard deviation
Tracking Error	Tracking error is the divergence between the price behavior of the fund and its benchmark. Tracking error is calculated as a standard deviation of the difference between the fund return and that of the benchmark
Beta	Beta is a measure of the volatility—or systematic risk—of the fund compared to the market. Beta is calculated by a formula: (Covariance of fund returns with that of the benchmark)/(Variance of benchmark returns).
Alpha	Alpha refers to excess returns earned on an investment above the benchmark return. Alpha may be positive or negative and is the result of active investing. Alpha = Funds Return - Benchmark return
Information Ratio	Information Ratio (IR) is a risk-adjusted performance measure that evaluates how well the fund generates returns above a bench